























## Resilient Tree Species List

### Understory Trees

Latin Name	Common Name	Mature Height	Mature Spread	Sun Requirements	Moisture Requirements	Soil Type	Notes	Notes
<i>Amelanchier canadensis</i>	Serviceberry	25'-30'	15'-20'	Full sun to Full shade	Moist to Wet	Clay, Loam, Sand	Apr-May bloom, white flowers; red-gold fall hue; edible berries	
<i>Amelanchier laevis</i>	Allegheny Serviceberry	15'-40'	15'-40'	Full sun to Full shade	Moist to Wet	Loam, Sand	Apr bloom, white flowers;	
<i>Cornus florida 'Appalachian Spring'</i>	Flowering Dogwood	15'-25'	15'-20'	Full sun to Part shade	Dry to Moist	Loam	Apr-May bloom, white flowers; tolerates clay and blackwalnuts; high wildlife value	
<i>Crataegus viridis</i>	Green Hawthorn	20'-35'	20'-35'	Part shade to Full shade	Moist to Wet	Clay, Loam	Apr-May bloom, white; fall color purple to scarlet; winter interest; tolerates drought and clay soil; fruits edible but best left for birds	
<i>Hamamelis virginiana</i>	American Witch-Hazel	15'-30'	15'-20'	Full sun to Full shade	Dry to Moist	Clay, Loam, Sand	Sept-Dec bloom, yellow flowers; winter interest; wide variety of medicinal uses	
<i>Ilex opaca</i>	American Holly	15'-50'	18'-40'	Full sun to Full shade	Moist	Clay, Loam	May-Jun bloom, white-cream flowers; evergreen; birds eat berries and love trees for shelter; red berries and spiky leaves	
<i>Magnolia virginiana</i>	Sweetbay Magnolia	10'-35'	10'-35'	Full sun to Full shade	Moist to Wet	Clay, Loam, Sand	May-Jun bloom, white-cream flowers; semi-evergreen; fragrant flowers; tolerates some flooding and salt	

	<i>Rhus typhina</i>	Staghorn Sumac	15'-50'	20'-30'	Full sun to Part shade	Dry to Moist	Clay, Loam, Sand	Jun-Jul bloom, yellow-green flowers; red berries; fall color orange to red; high wildlife value - winter food; spread by lateral roots to form colonies, tolerate blackwalnut	
<b>Canopy Trees</b>									
	<b>Latin Name</b>	<b>Common Name</b>	<b>Mature Height</b>	<b>Mature Spread</b>	<b>Sun Requirements</b>	<b>Moisture Requirements</b>	<b>Soil Type</b>	<b>Notes</b>	
	<i>Acer rubrum</i>	Red Maple	40'-100'	30'-75'	Full sun, Part shade	Moist to Wet	Clay, Loam, Sand	Early spring bloomer (Mar-Apr); red, orange, yellow fall color; tolerates blackwalnut	
	<i>Acer saccharum</i>	Sugar Maple	60'-100'	50'-75'	Full sun, Part shade, Full shade	Moist	Loam, Sand	Apr-May bloom, yellow-green; yellow, orange, red fall color	
	<i>Betula nigra</i>	River Birch	50'-75'	35'-50'	Full sun, Part shade	Moist to Wet	Clay, Loam	Apr-May bloom; Tolerates dry soils; Attractive peeling bark	
	<i>Celtis occidentalis</i>	Hackberry	40'-60' (up to 100')	40'-60'	Full sun to Part shade	Dry, Moist, Wet	Clay, Loam, Sand	Apr-May bloom; yellow flower; high wildlife value; tolerates wind, drought and flooding	
	<i>Diospyros virginiana</i>	Persimmon	35'-75'	25'-50'	Full sun to Part shade	Dry to Moist	Clay, Loam, Sand	Jun bloom, yellow flowers; Sept-Nov edible fruit; fall color yellow or purple; high wildlife value; tolerates blackwalnut and shallow soils	

	<i>Juniperus virginiana</i>	Eastern Red Cedar	30'-75'	8'-50'	Full sun	Dry to Moist	Clay, Loam, Sand	Mar-Apr bloom, red-purple flowers; evergreen; tolerates blackwalnut and wide range of soils, heat, wind and salt; birds love the berries;	
	<i>Liquidambar styraciflua</i>	American Sweetgum	60'-80' (up to 120')	40'-75'	Full sun to Part shade	Moist to Wet	Clay, Loam, Sand	Apr-May bloom, yellow-green flower; fragrant leaves; tolerates blackwalnut; fall colors range from yellow, orange, purple and red	
	<i>Liriodendron tulipifera</i>	Tulip Poplar	60'-100'	30'-50'	Full sun to Part shade	Moist	Loam, Sand	Jun bloom, yellow-white flower; fast growing; tolerates clay, wet soil and blackwalnuts; vibrant yellow fall leaves	
	<i>Nyssa sylvatica</i>	Black Gum	30'-50' (up to 90')	20'-50'	Full sun to Part shade	Dry, Moist, Wet	Loam, Sand	Apr-Jun bloom, greenish white flowers; high wildlife flower; tolerates poorly drained soils, clay, and blackwalnut; outstanding fall color	
	<i>Pinus taeda</i>	Loblolly Pine	40'-50' (up to 90')	20'-40'	Full sun	Dry, Moist, Wet	Clay, Loam, Sand	evergreen; birds love seeds and the cover; NOT tolerant of shade; high wildlife value;	
	<i>Platanus occidentalis</i>	American Sycamore	75'-100' (up to 150')	75'-100'	Full sun to Part shade	Moist to Wet	Loam, Sand	Apr-Jun bloom, yellow-green flower; showy bark; winter interest; tolerates blackwalnut and urban pollutants;	
	<i>Quercus alba</i>	White Oak	50'-80' (up to 100')	50'-80'	Full sun to Part shade	Dry to Moist	Loam, Sand	high wildlife value; MD state tree; red/brown fall leaves	

	<i>Quercus bicolor</i>	Swamp White Oak	50'-60' (up to 100')	50'-75'	Full sun to Part shade	Moist to Wet	Clay, Loam, Sand	high wildlife value; yellow to reddish purple fall leaves;	
	<i>Quercus phellos</i>	Willow Oak	40'-75' (up to 100')	25'-50'	Full sun	Moist to Wet	Clay, Loam	tolerates light shade; red fall leaves; acorns for wildlife	
	<i>Quercus prinus</i>	Chestnut Oak	40'-80' (up to 100')	50'-70'	Full sun to Full shade	Dry to Moist	Loam, Sand	high wildlife value; tolerates drought; yellow-green fall leaves;	
	<i>Quercus rubra</i>	Northern Red Oak	50'-75' (up to 90')	50'-75'	Full sun to Part shade	Dry to Moist	Clay, Loam	tolerates blackwalnut and drought; high wildlife value; hardy and long lived; leaves turn bright red during fall	
	<i>Robinia pseudoacacia</i>	Black Locust	30'-50'	20'-35'	Full sun to Part shade	Dry to Moist	Clay, Loam, Sand	fixes nitrogen; compound leaves and pea-like flowers; tolerates blackwalnut, clay, and drought; pollinators love flowers	
	<i>Taxodium distichum</i>	Bald Cypress	50'-70' (up to 125')	20'-35'	Full sun to Part shade	Moist to Wet	Clay, Loam, Sand	Mar-Apr bloom, deep purple flowers; deciduous conifer; tolerates droughts and floods;	
	<i>Tilia americana</i>	American Linden	50'-80' (up to 100')	30'-75'	Full sun to Full shade	Moist	Loam, Sand	Jun-Jul bloom, yellow flowers; tolerates clay soils and drought; important pollen source for honey bees	